




CASEMENT

Platinum

Pro8100/9100



MODEL 8100 (REPLACEMENT)

MODEL 9100 (NEW CONSTRUCTION)

STRUCTURAL TEST DATA

FOR EGRESS SIZES ON THE FOLLOWING WINDOWS:


- These Sizes Also Meet Minimum 20" Clear Egress Width And 24" Clear Egress Height

MODELS	SIZE	GLASS TYPE	FORCED ENTRY RESISTANCE	AIR INFILTRATION SCFM/FT	PRODUCT DESIGNATION	DESIGN PRESSURE	MAXIMUM WATER PRESSURE ACHIEVED	MAXIMUM STRUCTURAL PRESSURE ACHIEVED	MANUFACTURED SIZE REQUIRED TO MEET 5.7 SF EGRESS WITH STANDARD HARDWARE
Pro8100/9100	32 X 60	DUAL DSB	GRADE 10	0.01	C-LC45	45.11 PSF	6.89 PSF	67.67 PSF	29 7/8 X 46 1/4 With Washability Hinge 26 7/8 X 46 1/4 With Egress Hinge
Pro8100/9100	32 X 60	TRIPLE SSB	GRADE 10	0.01	C-LC45	45.11 PSF	6.89 PSF	67.67 PSF	29 7/8 X 46 1/4 With Washability Hinge 26 7/8 X 46 1/4 With Egress Hinge


THERMAL PROPERTIES

FOR ALL OF THE FOLLOWING WINDOWS:

- Dual Glass consists of one light RLE 70/36 & one light clear
- Triple Glass consists of two lights RLE 70/36 & one light clear
- All air spaces contain Argon Gas



NORTHERN ZONE



NORTH CENTRAL ZONE

2017 ENERGY STAR LABEL

Pro8100/9100 CASEMENT

CASEMENT Pro8100/9100	GLAZING OPTION	FOAM FILLED YES / NO	GRIDS YES / NO	U-VALUE	R-VALUE	SOLAR HEAT GAIN COEFFICIENT	CONDENSATION RESISTANCE	VISUAL TRANSMITTANCE	NORTHERN ZONE	NORTH CENTRAL ZONE	
¹ Guardian Climaguard 70/36 Surface 2		DUAL GLAZED DOUBLE STRENGTH GLASS						√ = Qualified			
	Low-E ¹ Argon Dual DSB	Yes	No	0.24	4.17	0.25	63	0.46	√	√	
	Low-E ¹ Argon Dual DSB	Yes	Yes	0.24	4.17	0.22	63	0.42	√	√	
	Low-E ¹ Argon Dual DSB	No	No	0.27	3.70	0.25	62	0.46	√	√	
	Low-E ¹ Argon Dual DSB	No	Yes	0.27	3.70	0.22	62	0.42	√	√	
³ Tempered Comfort Select 73 Surface 2		TEMPERED DUAL GLAZED DOUBLE STRENGTH GLASS									
	Low-E ³ Argon Dual DSB	Yes	No	0.26	3.85	0.44	61	0.50	√	-	
	Low-E ³ Argon Dual DSB	Yes	Yes	0.26	3.85	0.40	61	0.45	√	√	
	Low-E ³ Argon Dual DSB	No	No	0.29	3.45	0.44	61	0.50	√	-	
	Low-E ³ Argon Dual DSB	No	Yes	0.29	3.45	0.40	61	0.45	√	√	
² Guardian Climaguard 70/36 Surface 2 & 4		TRIPLE GLAZED STANDARD STRENGTH GLASS									
	Low-E ² Argon Dual SSB	Yes	No	0.19	5.26	0.20	71	0.36	√	√	
	Low-E ² Argon Dual SSB	Yes	Yes	0.18	5.56	0.20	71	0.33	√	√	
	Low-E ² Argon Dual SSB	No	No	0.21	4.76	0.20	70	0.36	√	√	
	Low-E ² Argon Dual SSB	No	Yes	0.22	4.55	0.18	70	0.33	√	√	



MODELS

8100 REPLACEMENT

9100 NEW CONSTRUCTION

GLOSSARY OF TERMS

U VALUE – The rate of heat flow through a glazing system: the lower the value, the better the insulating quality. **R VALUE** – The resistance to temperature change through a glazing system, the higher the value, the better the insulating quality. **SOLAR HEAT GAIN** – The percentage of heat gained from both direct sunlight and absorbed heat. The smaller the number, the greater the ability to reduce solar heat gain. **CONDENSATION RESISTANCE FACTOR** – A measure of the effectiveness of window or glazing system to reduce the potential for condensation. The higher the condensation resistance factor, the more efficient the window and glazing system. **VISIBLE TRANSMITTANCE** – The percentage of light that is transmitted through glass in the visible light spectrum. The higher the number the higher the percentage of visible light transmitted through the window.



CASEMENT

Platinum

Pro8100/9100



MODEL 8100 (REPLACEMENT)

MODEL 9100 (NEW CONSTRUCTION)

Product Specifications

Pro-Series Casement

Main Frame – Comprised of rigid Polyvinylchloride (PVC) multi-hollow extrusions with all exterior walls specified to 0.060” thickness and interior walls specified to 0.050” thickness. It has been designed as a left or right operating casement window with all corners fusion welded. The window has been designed for both new construction and replacement installations with an extruded integral nail fin added for new construction. The frame has a jamb depth of 3 1/4”. Accessory grooves are incorporated in the design to allow for interior and exterior trim options.

Sash – Comprised of rigid Polyvinylchloride (PVC) multi-hollow extrusions with all exterior walls specified to 0.060” thickness and interior walls specified to 0.050” thickness. All sash corners are fusion welded.

Glazing – Insulated glass panels are provided in 7/8” overall thickness. All units are assembled with Super Spacer™ warm edge technology. Low-E coated glass and argon gas filled air spaces are incorporated to raise energy efficiency. Each glass unit is dual sealed with the Super Spacer™ adhesive and a secondary hot melt butyl seal along the entire perimeter. Insulated glass units are laid in a back bedding of silicone then held in place with snap in glazing strips.

Weather Stripping – Two compression bulb seals conform to the sash when closed and allow for easy operation. An additional layer of Owens Corning Air Sealing Technology weather stripping is added to the sash.

Hardware – We use Ashland Hardware Systems which includes **Premium Coastal Grade Stainless as Standard** that leaves no red rust and no paint on steel components to wear off, chip, peel or scratch. All operators utilize smooth low wear joint connections. A multi-point locking system and hidden snubbers are included.

Screen – Screens are comprised of extruded rails and come with Better Vue™ fiberglass insect screening to be less noticeable when looking outside.

Installation – Performed by others. Frames must be installed straight, plumb and level following our installation guidelines.

THE
ENERGY KING
Windows & Doors